






# AIRBORNE ANTENNAS

Image	Model	Center Frequency	Penetration depth*	Resolution target size**	Range	Size	Weight
	FLB-250	250MHz	4m	0.2m	64-256ns	510x470x162	6.5kg
	FLB-390	390MHz	3m	0.125m	25-100ns	360x330x157	3kg
	FLB-500	500MHz	2m	0.09m	12-32ns	320x255x150	1.4kg

\* RDP = 6 and Sigma < 0.1mS

\*\* In low conductive soils

\*\*\* All sizes in mm LxWxH